

# MOCRA 2006 RATING RULE

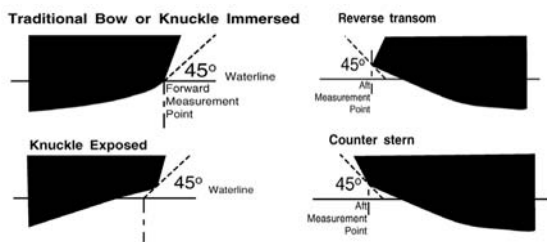
## 13.0 Rated Length on Waterplane (LWP)

13.1 Catamarans rated length shall be taken as the distance between Forward Measurement Point and the Aft Measurement Point shown in the Diagram.

13.2 Trimarans rated length shall be taken as the overall length of the outer hull. Though the boat's rated length shall not be taken as less than 80.0% of the mainhull rated length (Between Forward and Aft Measurement Points).

13.3 In the case of rudder cut-outs etc the port and starboard hull shell aft edges shall be bridged.

13.4 Measured with the boat in sailing trim with all items included when weighed in accordance with Rule 12.



## 14.0 Keel, Centreboard and Rudder

14.1 Full details of a boat's keel, rudder and other appendages shall be supplied to the MOCRA Racing Committee at the time of rating application.

14.2 Keel Factor (AF) for daggerboards or centreboards = 1.0

Keel Factor for fixed keels = 0.980

14.3 RRS 52, Manual Power, shall not apply.

## 15.0 Engine and Propeller

15.1 Boats will be rated with either:

15.1.1 Outboard engine (i.e. an engine where the propeller may be removed from the water while racing).

15.1.2 Inboard engine, including strut drive and sterndrive configurations. Propeller type shall be declared at the time of rating application. The propeller shall be at all times ready for use, not retracted, housed or lifted.

15.2 Engines shall be capable of producing a minimum speed of 1.8 x square root of RL in knots. (5 knots for an 8 metre boat) Outboard engines shall be securely fastened in their normal stowage positions for racing. Attention is drawn to Offshore Special Regulations 3.28

15.3 PF = 0.98 for a single folding propeller. PF= 0.97 for two folding propellers. PF = 0.97 for a single fixed propeller, 0.96 for two fixed propellers. Feathering propellers are rated as folding propellers. The propeller factor for outboard engines PF=1.00

Return to Index

## 16.0 Rig and Sails

Carbon Mast Factor - A mast incorporating carbon fibres shall have a Carbon Mast Factor = 1.015

A Mast without carbon fibres shall have a

Carbon Mast Factor = 1.000

A mast which cannot rotate shall have a

Mast Rotating Factor = 0.0

A mast which can rotate shall have a

Mast Rotating Factor = 1.00

Rated Mast Area = Length x maximum mast circumference x 0.375 x Mast Rotating Factor

16.1 General

16.1.1 Non-standard rigs should apply with full details of sail inventory.

16.1.2. Sail numbers shall be displayed in accordance with RRS 77, Identification on Sails.

16.2 Sheeting of Sails, Bowsprits and Spinnaker Poles

16.2.1 All sails shall be set and sheeted in accordance with

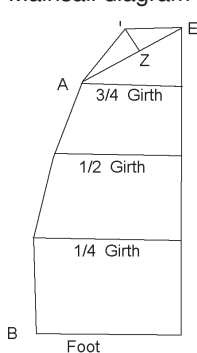
RRS 50, Setting and Sheeting Sails, with the following additions.

16.2.2 RRS 54 Forestays and Jib Tacks shall not apply.

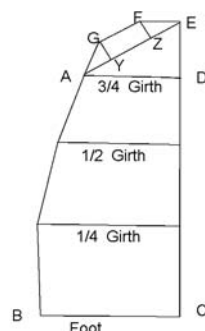
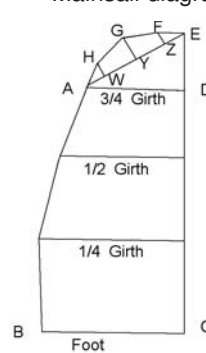
16.4 Spare number

16.5 Mainsails

Mainsail diagram 1



Mainsail diagram 2



Mainsail diagram 3

16.5.1 The mainsail foot (E), quarter-width, half-width, three-quarter-width, shall be determined in accordance with the Equipment Rules of Sailing.

16.5.2 The area of the mainsail roach above the three quarter width is determined in accordance with the appropriate diagram above right:

The measured area of the mainsail shall be calculated as follows:  
 $MSAM = (0.375 \times (((P \times 0.75)/3) \times (E + MTW + (3 \times (MQW + MHW)))) + (MTW \times 0.5 \times P/4) + \text{foot round area} + \text{the area aft and above the line AE as appropriate.}$

Note: The measurements of AE will generally be determined by the ends of batten pockets and corners of headboard.

16.5.3 Mainsail aspect ratio factor =  $0.7 + ((P / EC) / 10.1)$ , Where  $EC = (E + MQW) / 2$

16.5.4 Rated Mainsail = Measured Mainsail Area x Aspect Ratio factor

16.6 Headsails set outside the Foretriangle

16.6.1 A sail set outside the foretriangle with an SMW not less than 60.0% of SF may be set on a furling system or used without one.

16.6.2 A sail set outside the foretriangle with an SMW less than 60.0% of SF shall be set on an effective furling system which shall be the means of deploying the sail.

16.6.3 A sail set outside the foretriangle, with an SMW less than 60.0% of SF, not set on a furler, shall be measured and rated as a jib.

16.6.4 The longest luff (SLU), leech (SLE), foot (SF) and width (SMG) dimensions of each type of spinnaker carried shall be declared and will be shown on a boat's certificate.

Measured Spinnaker Area (MSAS) =  $(SF \times (SLU + SLE) / 2) + (2 \times (SMG - (SF / 2)) \times (SLU + SLE) / 6)$

Rated Spinnaker Area (RSAS) = MSAS x 0.08

16.7 Headsails